

THE GANDHIGRAM RURAL INSTITUTE
(Deemed to be University)
GANDHIGRAM -624 302, DINDIGUL DISTRICT - TAMILNADU
(Ministry of Education, Govt. of India)
Accredited by NAAC with 'A' Grade (3rd Cycle)

All communication should be addressed to the
Registrar by designation and not by name



EPABX No : (0451) 2452371-2452376
Phone : (0451) 2452323
Fax : (0451) 2454466
E.mail : grucc@ruraluniv.ac.in
Website : www.ruraluniv.ac.in

Dr.L.RATHAKRISHNAN
Registrar i/c

Ref: Res.Cell/S1/ Fellowship/2024-25

26.04.2024

CIRCULAR

Sub: All National Fellowship – Disbursement under fellowship schemes through Aadhaar seeded bank accounts – intimation - reg.

Ref: E-mail received from University Grants Commission dated 26.04.2024

With reference to the mail cited above, the disbursement of fellowship to the scholars under all schemes will be made through Aadhar Seeded Bank Accounts only. In this regard, it is informed that all fellowship holders should update their Aadhar seeded account details in **SFMP Portal latest by 20.05.2024.**

The procedure for Aadhaar updation is attached herewith. This may be **treated as MOST URGENT.**

All the Deans/HODs/Directors/Research Supervisors are requested to inform the fellowship holders.


REGISTRAR i/c
29/4/24

Encl: Procedure for Aadhaar Updation.

To

All the Deans/HODs/Directors/Research Supervisors, GRI, Gandhigram.

Cc: The Director, Computer Centre:-with a request to upload through the intra-mail, GRI, internet under students' corner/ Reservation Cell portal.


Aadhar Seeding

PROCEDURE FOR AADHAR UPDATION

The process flow for Aadhar Updation in Canara Bank Scholarship Portal - SFMP is given below.

1. AADHAR SEEDING & AUTHENTICATION - BY SCHOLAR THROUGH SCHOLAR CORNER

(a) Scholar can seed Aadhar using option AADHAR UPDATION



Aadhaar Updation Page

Candidate Name: XXXXXXXXXXXX XXXXXXXXXXXX	Mobile Number: XXXXXXXX	Email: XXXXXXXX
Account: XXXXXXXX	University Name: Sri Krishnadevaraya University	Stream: SCIENCES
Enter Aadhaar Number: <input type="text"/>		

I submit my Aadhaar number and voluntarily give my consent to/ मैं अपना आधार नंबर प्रस्तुत करता हूँ / करती हूँ और स्वेच्छा से अपनी सहमति देता हूँ / देती हूँ:

1. Use my Aadhaar Details, Biometric and or/One time Pin(OTP) data for for Aadhaar based authentication for the purposes

I submit my Aadhaar number and voluntarily give my consent to/ मैं अपना आधार नंबर प्रस्तुत करता हूँ / करती हूँ और स्वेच्छा से अपनी सहमति देता हूँ / देती हूँ:

1. Use my Aadhaar Details, Biometric and or/One time Pin(OTP) data for for Aadhaar based authentication for the purposes of availing of the cash deposit/cash withdrawal/money transfer/identification proof services, etc from CANARA BANK.
2. I understand that the Biometrics and/or OTP I provide for authentication shall be used only for authenticating my identity through the Aadhaar Authentication system.
3. Link my Aadhaar number to all my existing/new/future accounts and customer profile (CIF) with your Bank.
4. I wish to seed my accounts from your Bank with NPCI Mapper to enable me to receive Direct Benefit transfer (DBT) including LPG Subsidy from Govt. of India (GOI) in my above account. I understand that if more than one Benefit transfer is due to me, I will receive all the benefit transfers in the same account.
5. I note that my account with other Bank seeded with NPCI mapper for receiving DBT from GOI, will not be changed to/by CANARA BANK.
6. I have been explained about the nature of information that may be shared upon authentication. I have been given to understand that my information submitted to the Bank herewith shall not be used for any purpose other than mentioned above, or as per requirements of law.
7. I hereby declare that all the above information voluntarily furnished by me is true, correct and complete.

Save

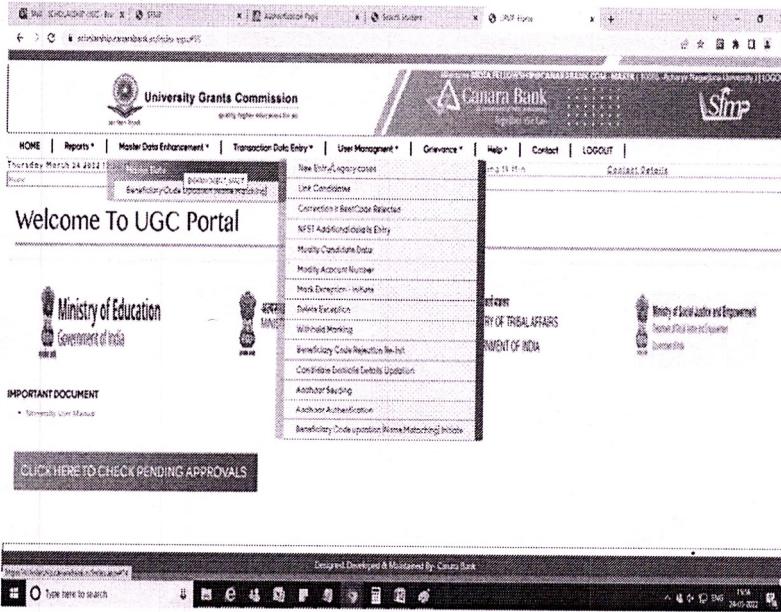
(b) After Submission by Scholar, request will be forwarded to UIDAI for Authentication through an OTP.

Once Aadhaar is seeded and authenticated but not Approved then the Status will be reflected as under
 Aadhaar Updation Status: Seeded and Authenticated but not Approved.
 Request will be forwarded to Nodal officer (checker) at University/institute to Approve the same.

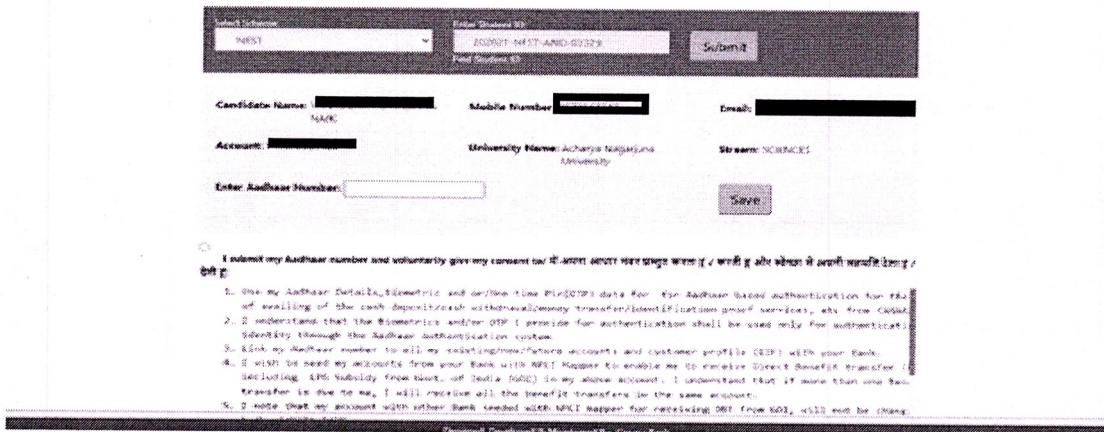
2.AADHAR SEEDING AND AUTHENTICATION -BY NODAL OFFICER THROUGH SFMP

2.1 (a)Nodal officer (maker) can update Aadhar for any scholar using the following option :

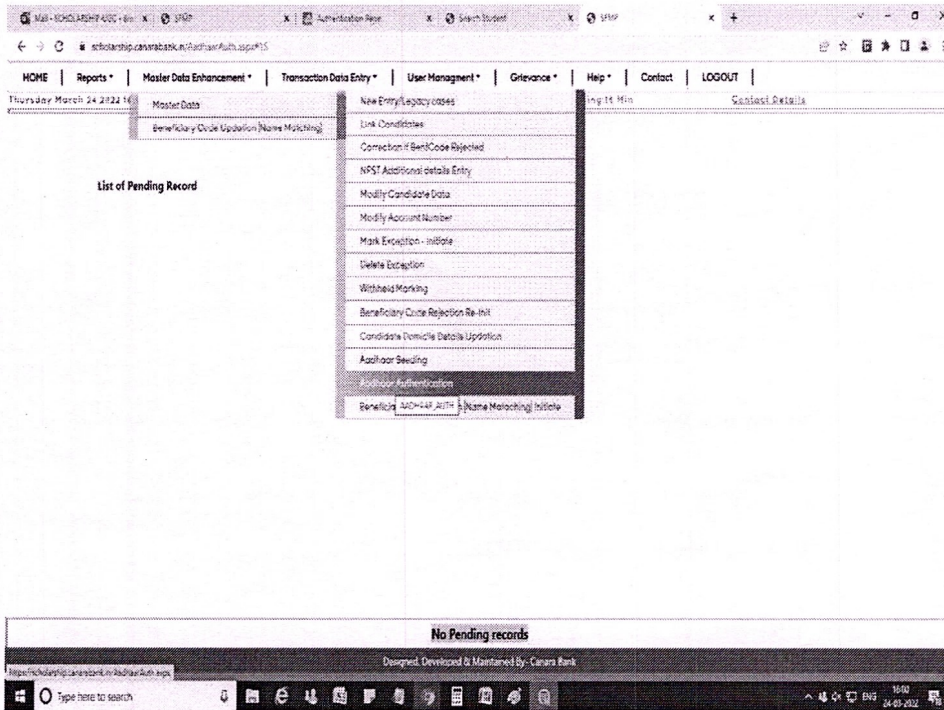
Master Data Enhancement>> Master Data >> Aadhar Seeding >> Select Scheme & enter NFST
 Scholar/Student Id



Enter Aadhar number & the same is authenticated through UIDAI, Which is provided by Scholar



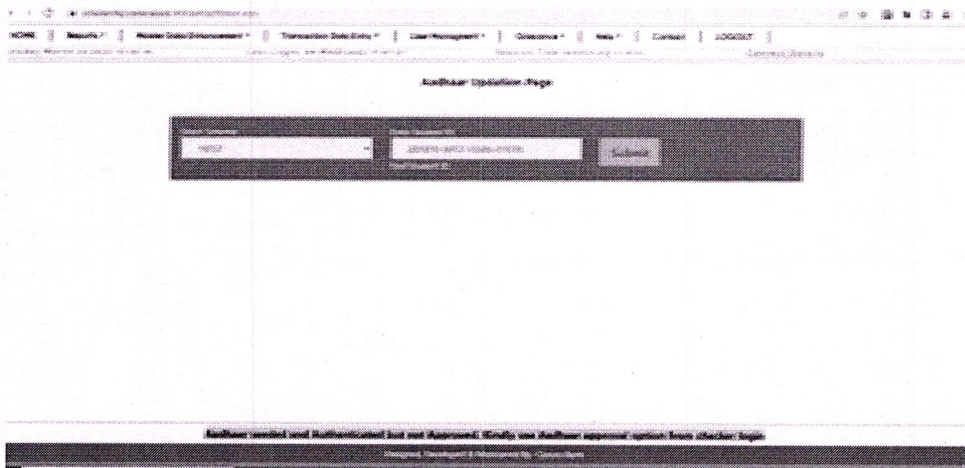
Using option Master Data Enhancement>> Master Data >> Aadhar Authentication



Once Aadhaar is seeded and Authenticated by Nodal officer (Maker) status will be as under

Status at User portal is updated as

"Aadhaar seeded and Authenticated but not Approved. Kindly use Aadhaar approval option from checker login"



2.2. AADHAR APPROVAL TO BE DONE BY NODAL OFFICER(CHECKER)

Once Aadhar is Authenticated by Nodal officer(maker) through User portal, the same will be approved by Nodal officer(checker) using option

Master Data Enhancement>> Master Data >> Aadhar Approval >> Select respective scholar & approve the same.

HOME | Reports | Master Data Enhancement | Transaction Data Entry | User Management | Grievance | Help | Contact | LOGOUT

Friday, March 24, 2022 15:33:09 Last Login: 24-MAR-2022 14:34:26 Session Time remaining is Min Contact Details

Aadhaar Approval Page

List of Pending Record

ID	NAME	SCHEME	UNIV CODE	SEEDED BY	SEEDED ON	AUTH BY	AUTH ON	STATUS
202021-NPST-MAN-██████████	██████████	RGNP-ST	10053	██████████	19-FEB-2022	██████████	19-FEB-2022	AADHAAR AUTHENTICATED BUT NOT APPROVED
201617-NPST-2015-17-ST-ASS-██████████	██████████	RGNP-ST	10053	██████████	04-MAR-2022	██████████	04-MAR-2022	AADHAAR AUTHENTICATED BUT NOT APPROVED
201718-NPST-M2-██████████	██████████	RGNP-ST	10053	██████████	06-MAR-2022	██████████	06-MAR-2022	AADHAAR AUTHENTICATED BUT NOT APPROVED
201718-NPST-M2-██████████	██████████	RGNP-ST	10053	██████████	05-MAR-2022	██████████	05-MAR-2022	AADHAAR AUTHENTICATED BUT NOT APPROVED

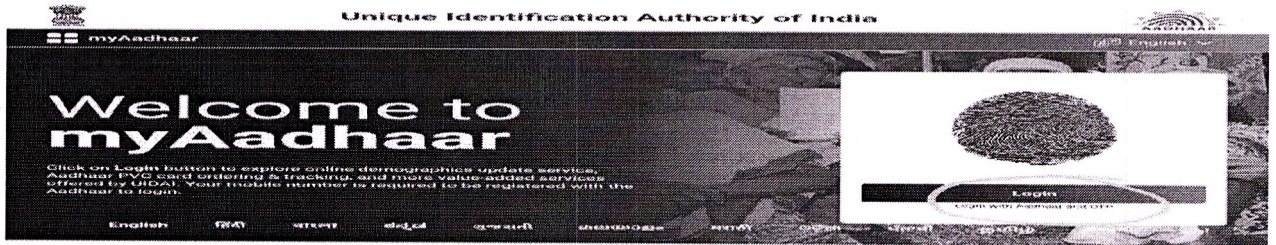
Designed, Developed & Maintained By: Causal Rank

Once Aadhar seeded is approved, status at Scholar's corner will update as: "Aadhaar already seeded, authenticated and approved. No pending activity related to Aadhaar for subject candidate"

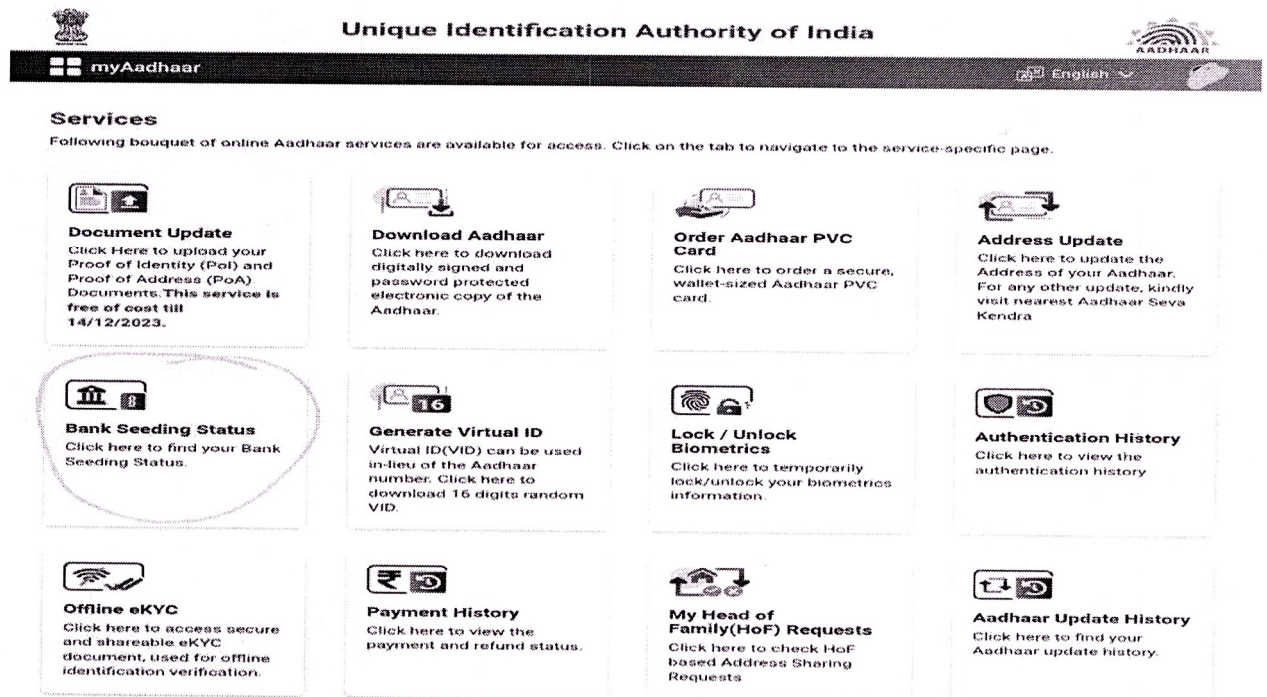
3. AADHAR BANK SEEDING STATUS ONCE AADHAR IS LINKED ON SFMP PORTAL.

As payments in the scheme are made to Aadhar Seeded Bank account, scholars can check the status of NPCI seeded account by visiting the official website of UIDAI (kindly follow the below link).. <https://myaadhaar.uidai.gov.in/>

This URL will take the user to the following page.



Once the user has successfully logged into the website using their Aadhaar credentials, user need to check under option...



If the Aadhaar is seeded successfully to the bank account, it will show like below.

Unique Identification Authority of India

English

Bank Seeding Status



Congratulations! Your Aadhaar-Bank Mapping has been done.

Aadhaar Number	[REDACTED]
Bank Name	CANARA BANK
Bank Seeding Status	Active <input checked="" type="checkbox"/>
Last Updated Date	[REDACTED]

In case where Bank Seeding Status is showing as Inactive, Scholar needs to visit their Bank Branch in order to seed their Aadhar Number to their Bank account. It generally takes 48-72 hours for NPCI mapping of Aadhar.