

THE GANDHIGRAM RURAL INSTITUTE
(Deemed to be University)
Ministry of Education, Govt. of India
Accredited by NAAC with 'A' Grade (3rd Cycle)



Dr. M.G.SETHURAMAN
CONTROLLER OF EXAMINATIONS i/c

GANDHIGRAM-624 302
DINDIGUL DISTRICT
TAMIL NADU, INDIA

Phone: +91-451-2454222 Fax: +91-451-2452222	EPABX :+91-451-2452371 to 2452376	E-mail: controller@ruraluniv.ac.in controllergri@gmail.com
--	-----------------------------------	---

Ref: E-SP/DigiLocker-NAD/2021-2022/

Date: 18.04.2022

Sub: Implementation of **DigiLocker-NAD and Academic Bank of Credits** - reg.

Ref.: Vice Chancellor's Approval dated 07.04.2022

The Ministry of Education, Government of India has designated the University Grants Commission (UGC) as an authorized body to implement National Academic Depository (NAD) as a permanent scheme without levy of any user charges in cooperation with the DigiLocker as a single depository of NAD.

National Academic Depository:

The National Academic Depository (NAD) is a 24x7 online storehouse for all academic awards, such as certificates, diplomas, mark sheets and so on, that have been officially digitized and registered by academic institutions. It enables simple access to retrieval of an academic award and confirms and assures its validity and secure preservation.

DigiLocker-NAD:

DigiLocker is a flagship initiative of Ministry of Electronics and Information Technology, Government of India under Digital India programme. DigiLocker aims at 'Digital Empowerment' of citizen by providing access to authentic digital documents to citizen's digital document wallet.

DigiLocker-NAD provides a secured dedicated repository service to Academic Institutions to host their academic awards data and is available at <https://nad.digilocker.gov.in>. It has the facility to pull student's Degree/Mark sheet and other documents into the issued documents section in an electronic form once uploaded through DigiLocker-NAD platform by the original issuer.

This DigiLocker-NAD allows Academic Institutions to upload academic awards data and students to view their academic awards. Students can access their digital academic certificates issued on DigiLocker-NAD by using their DigiLocker account.


The Gandhigram Rural Institute has successfully registered in DigiLocker-NAD and Academic Bank of Credits (ABC).

Academic Bank of Credits:

As per the National Education Policy-2020, the Academic Bank of Credits (ABC) has been envisaged to facilitate the academic mobility of students with the freedom to study across the Higher Education Institutions in the country with an appropriate "Credit Transfer" mechanism from one program to another, leading to attain a Degree/ Diploma/ PG-Diploma,etc. ABC shall deposit credits awarded by registered institutions into students' ABC accounts, and the Academic Bank of Credit(s) can only be shared from registered or authorized institutions.

Academic Bank of Credits has been established on the lines of the National Academic Depository (NAD), in the sense, NAD is the backbone of ABC, where the students' academic data are held and academic awards are stored (i.e. storehouse of academic awards). Despite the fact that ABC enables students to register or commence credit transfer, the final outcomes of credit redemption and issuance of certificates, as well as the compilation of award records, are administered by academic institutions via the NAD Platform.

All the Students are informed to register themselves in DigiLocker-NAD through <https://digilocker.gov.in> or by DigiLocker mobile application. The procedure to create DigiLocker account is enclosed in 'Annexure-A'. Separate communication will be sent after uploading the academic awards in DigiLocker-NAD platform.



CONTROLLER OF EXAMINATIONS i/c

To

1. All the Deans/HoDs/Directors/Coordinators of GRI
2. Academic Section

Copy to:

1. The Director i/c, Computer Centre – With a request to upload this circular in intranet mail and 'Student Corner' of our institute website.
2. PS to VC/ PS to Registrar/File

ANNEXURE-A

Steps to be followed to create DigiLocker Account

Step-1: Go to the URL <https://digilocker.gov.in>. Home page appears as shown below.



Step-2: Click on **SIGN UP** which is in the top right corner of the home page of DigiLocker website.

If you click on **SIGN UP** button then you will be redirected to the page as shown below.

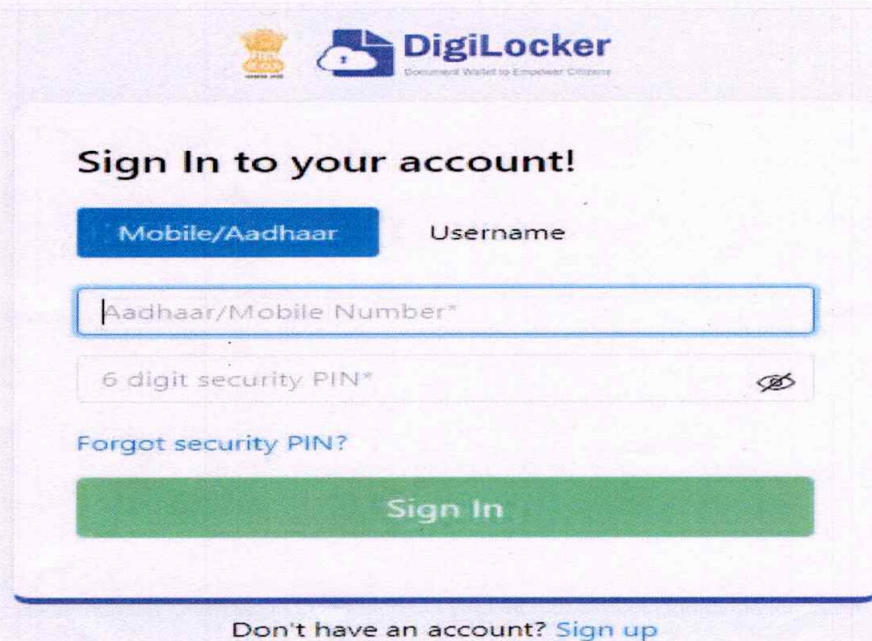
The screenshot shows the account creation form on the DigiLocker website. At the top is the DigiLocker logo and tagline. The heading reads 'Creating account is fast and easy!'. The form contains the following fields: 'Full Name*' (text input), 'Date of Birth*' (three dropdown menus for Date, Month, and Year), gender selection with radio buttons for 'Male', 'Female', and 'Other', 'Mobile Number*' (text input), 'Set 6 digit security PIN*' (text input with an eye icon for visibility), 'Email ID' (text input), and 'Aadhaar Number' (text input with an Aadhaar icon). Below the fields is a blue 'Submit' button. At the bottom of the form, it states 'By signing up, you agree to DigiLocker's Terms and Privacy Policy'.

Already have an account? [Sign In](#)

Step-3: After fill up all the required fields (Full Name, Date of Birth & Mobile Number should be matched with your Aadhaar Card details), click **submit** button. Then you will be asked for OTP to verify your identity. After verification, your DigiLocker account will be created successfully.

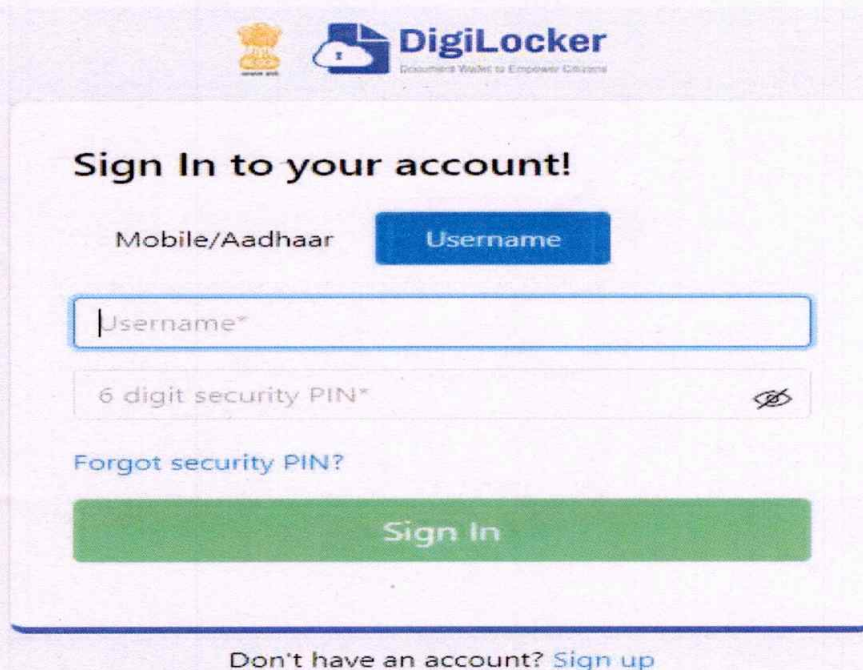
Step-4: After creation of your DigiLocker account, you can **SIGN IN** into your DigiLocker account in any one of the below two ways,

- **Sign in by Aadhaar/Mobile Number and 6 digit security PIN**



The screenshot shows the DigiLocker sign-in interface. At the top, there are the Government of India logo and the DigiLocker logo with the tagline "Document Wallet to Empower Citizens". Below this is the heading "Sign In to your account!". There are two radio buttons: "Mobile/Aadhaar" (which is selected) and "Username". Below the radio buttons are two input fields: "Aadhaar/Mobile Number*" and "6 digit security PIN*" with an eye icon for toggling visibility. There is a link "Forgot security PIN?". At the bottom is a green "Sign In" button and a link "Don't have an account? Sign up".

- **Sign in by Username and 6 digit security PIN**



The screenshot shows the DigiLocker sign-in interface. At the top, there are the Government of India logo and the DigiLocker logo with the tagline "Document Wallet to Empower Citizens". Below this is the heading "Sign In to your account!". There are two radio buttons: "Mobile/Aadhaar" and "Username" (which is selected). Below the radio buttons are two input fields: "Username*" and "6 digit security PIN*" with an eye icon for toggling visibility. There is a link "Forgot security PIN?". At the bottom is a green "Sign In" button and a link "Don't have an account? Sign up".